



3RD ONCOPLASTIC

BREAST SURGERY
TRAINING WORKSHOP

2026-2027



MODULE 1

2nd - 4th Oct, 2026

MODULE 2

19th - 21st Feb, 2027

ACADEMIC PARTNER
INDIAN ASSOCIATION OF
SURGICAL ONCOLOGY (IASO)

SUPPORTED BY
ASSOCIATION OF BREAST
SURGEONS OF INDIA (ABSIS)



Dr Sanjit Kr Agrawal
Senior Consultant, Department
of Breast Surgery, Tata Medical
Center, Kolkata



Dr Ashutosh Mishra
Associate Professor, Surgical
Oncology, AIIMS New Delhi

Surgical video, Case based surgical planning, Plenary lecture, Incision marking, Live and mastotrainer model, Cadaveric workshop, Robotic Surgery, Hand-held doppler experience.



AIM OF THE COURSE

The workshops will focus on in-depth oncoplastic surgical skill development and multidisciplinary management of breast cancer and will be divided into two modules as follows

Module-1

- Level 1 oncoplastic breast surgery & Axillary management
- Level 2 oncoplastic breast surgery (chest wall perforator flap)

Module-2

- Level 2 oncoplastic breast surgery (Therapeutic mammoplasty)
- Whole Breast reconstruction (conservative mastectomies, LD, extended LD, Implant), Robotic Mastectomy, Lipofilling



EDUCATIONAL METHODS

- Surgical video demonstrations
- Incision marking
- Mock MDT
- Case-based surgical planning
- Plenary lectures
- Hands-on masto trainer/ Cadaver

TARGET AUDIENCE

- General surgeons
- Breast surgeons
- Surgical oncologists
- Surgical Residents



PROGRAM DETAILS AND REGISTRATION

REGISTRATION FEES (INR)

Upto 30th June

Workshop Modules	Date	Place	National Participants	International Participants
Module 1: Level 1 Oncoplastic, Axillary Management, chest wall perforator flap	2 - 4 October 2026	Kolkata	25,000 + 18% GST = 29,500	500 USD
Module 2: Therapeutic mammoplasty & whole Breast Reconstruction	19 - 21 February 2027	New Delhi	30,000 + 18% GST = 35,400	600 USD
Module 1 & 2			50,000 + 18% GST = 59,000	1000 USD

REGISTRATION INFORMATION

You can enrol on individual modules or 2 modules.

The course registration includes attendance at the workshop, working lunch and faculty interaction dinner.

Limited to 60 participants only.

Secure Your Spot
Scan To Register





MODULE 1

Level 1 Oncoplastic, Axillary Management, Chest wall Perforator Flap

2nd, 3rd and 4th October 2026, Kolkata


A. SURGICAL VIDEO WITH LECTURES ON

- Dermoglandular mobilisation and six steps of OPBS
- Crescent and Parallelogram mastopexy
- Round block, Batwing and hemibatwings
- Matrix rotation
- Grisotti and modifications
- Tennis racquet, V and J plasty Keyhole oncoplasty
- Chest wall perforator flaps (LICAP, LTAP, AICAP, TDAP, MICAP)
- SLNB
- TAD
- Lympha



B. PLENARY LECTURES

- Case selection for level one oncoplasty & chest wall perforator flap (Breast size, ptosis, density)
- Axillary Management



MODULE 1

Level 1 Oncoplastic, Axillary Management, Chest wall Perforator Flap

2nd, 3rd and 4th October 2026, Kolkata

C. HANDS ON

HANDS ON 1

1 to 1 session on white board and live model for level 1 oncoplastic Breast surgery



HANDS ON 2

- Breast Stimulator
- Level 1 oncoplastic breast surgery and sentinel lymph node biopsy
- ALND

HANDS ON 3

- CWPF Marking in Live Model
- CWPF Surgery hands on Masto trainer



HANDS ON 4

Lympha Procedure in AV Model

MODULE 2

Therapeutic mammoplasty & Whole Breast Reconstruction, Cadaver Workshop

19th, 20th and 21st February 2027, New Delhi

A. SURGICAL VIDEO WITH LECTURES ON

- Therapeutic mammoplasty (Wise pattern, Vertical, Extended pedicle, Secondary pedicle, Skewed pattern)
- Conservative mastectomies (SSM, NSM, Robotic)
- Autologous reconstruction (LD, Extended LD, Chest wall perforator, Goldilocks)
- Implant whole Breast recon (With LD, Dermal sling, ADM, Synthetic mesh, Subcutaneous)



B. PLENARY LECTURES & MDT THERAPEUTIC MAMMOPLASTY

- Whole breast reconstruction options Optimising Outcomes
- Management of complications
- Risk-reducing mastectomies: indication and planning



MODULE 2

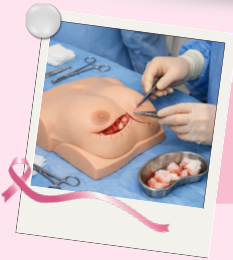
Therapeutic mammoplasty & Whole Breast Reconstruction, Cadaver Workshop

19th, 20th and 21st February 2027, New Delhi

C. HANDS ON

HANDS ON 1

Therapeutic mammoplasty and whole breast reconstruction marking on bilateral breast models and white board.

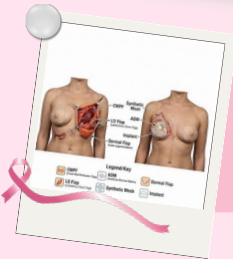


HANDS ON 2

Therapeutic mammoplasty surgical practice in mammoplasty masto trainer

HANDS ON 3

Nipple sparing mastectomy and skin sparing mastectomy practise in cadaver



HANDS ON 4

Whole breast reconstruction with LD Flap, implant, cwpf, ADM, Synthetic Mesh, Dermal Flap in Cadaver

D. ROBOTIC MASTECTOMY DEMONSTRATION

PHOTO GALLERY OF MODULES FROM SESSION 2024-25



PHOTO GALLERY OF 2ND ONCOPLASTIC BREAST SURGERY TRAINING WORKSHOP 2025 - 26



Contact us

Ayush Bansal

Phone: +91 76040 07661

Email: sanjitgrwl@gmail.com

Website: oncoplasticbreastsurgery.com

